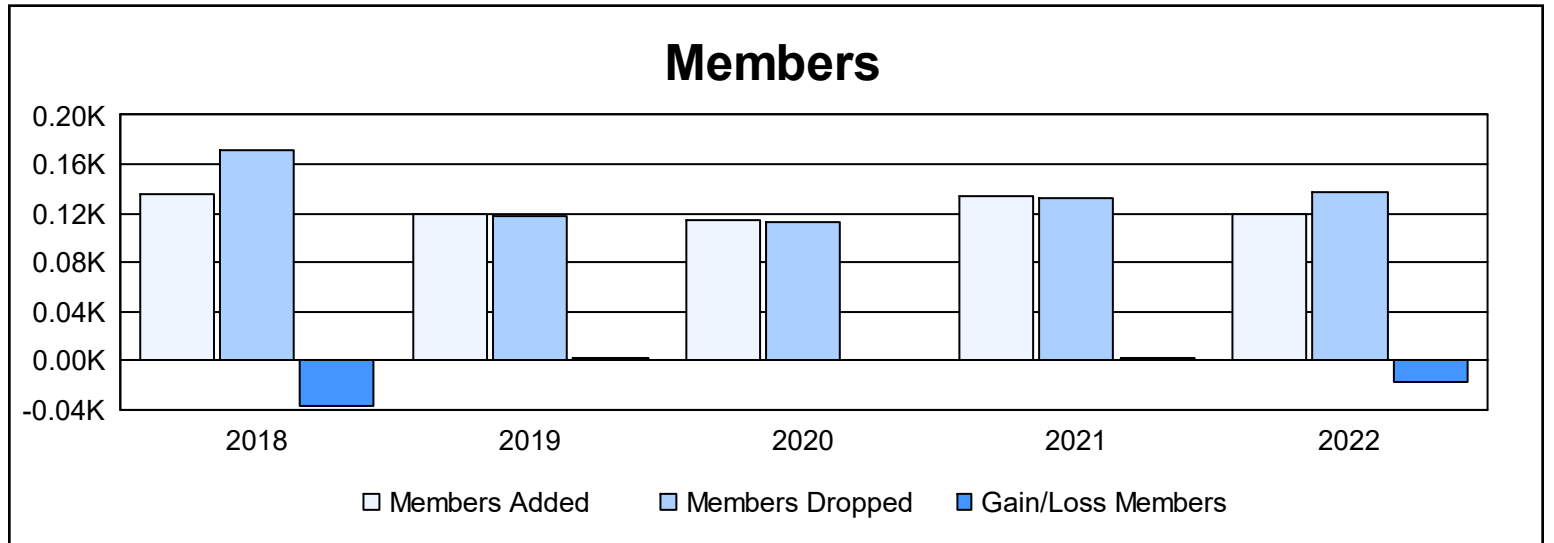
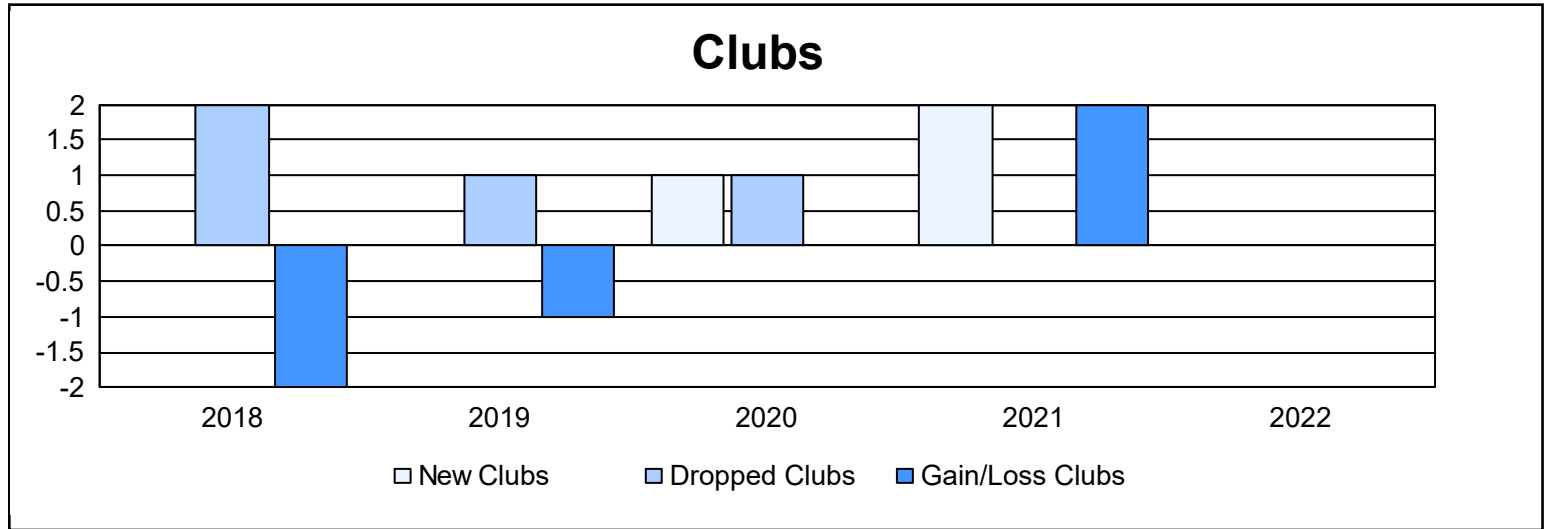
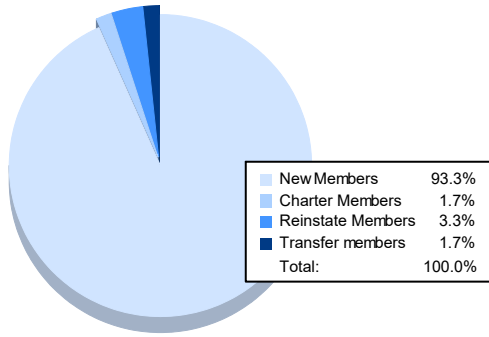


| Year | New Clubs | Dropped Clubs | Gain/ Loss Clubs | New Members | Charter Members | Reinstate Members | Transfer Members | Total Member Added | Total Members Dropped | Gain/ Loss Members |
|----------------|-----------|---------------|------------------|-------------|-----------------|-------------------|------------------|--------------------|-----------------------|--------------------|
| 2017-2018 | 0 | 2 | -2 | 119 | 0 | 3 | 13 | 135 | 172 | -37 |
| 2018-2019 | 0 | 1 | -1 | 117 | 0 | 0 | 3 | 120 | 118 | 2 |
| 2019-2020 | 1 | 1 | 0 | 88 | 21 | 3 | 2 | 114 | 113 | 1 |
| 2020-2021 | 2 | 0 | 2 | 62 | 63 | 3 | 6 | 134 | 132 | 2 |
| 2021-2022 | 0 | 0 | 0 | 112 | 2 | 4 | 2 | 120 | 137 | -17 |
| Average | 1 | 1 | 0 | 100 | 17 | 3 | 5 | 125 | 134 | -10 |



Membership Composition June 2022 Cumulative



Gender Composition June 2022 Cumulative

